


## ENCAPSULATED PRECISION RESISTORS

AA Series



INTRON precision thin film resistors are made by vacuum depositing a controlled film of NiCr on high purity prescored alumina substrate. The resistor is formed using high resolution photolithography. The patterns are designed such that no hot spots are created. The values are microtrimmed using laser to the exact value within a tolerance of 0.05%. The TCR and tolerance is obtained by process capability and does not rely on selection process. The leads are mechanically attached far from the soldering point with no chance of open circuit. These resistors are encapsulated using epoxy making them more robust. Resistors are printed with value, tolerance and TCR for easy identification.

### APPLICATIONS

- Precision weighing scales
- Temperature and Chart recorders
- Calibration Equipment
- RTD Simulation
- 4-20mA current to voltage conversion

### MATERIAL OF CONSTRUCTION

- Resistive Material: NiCr
- Substrate : High purity Alumina
- Body: Epoxy Encapsulated
- Leads: Tinned Copper Wire
- RoHS compliant

### FEATURES

- Temperature Co-efficient (TCR) :  $\pm 5, \pm 10, \pm 15, \pm 25$  ppm/ $^{\circ}\text{C}$  (Tested between  $+25^{\circ}\text{C}$  &  $+75^{\circ}\text{C}$ )
- Rated Power:  $1/4\text{W}$  @  $70^{\circ}\text{C}$
- High Precision :  $\pm 0.05\%, \pm 0.1\%, \pm 0.2\%, \pm 0.5\%, \pm 1\%$
- Resistance Range:  $1\Omega$  to  $1\text{M}\Omega$  with any odd value possible
- Radial lead design: Lead pitch of  $0.15'', 0.2''$
- Lead length can be customized to suit application
- Non-inductive, non-capacitive design
- Matched sets are available on request
- For lower or higher values and for lower TCR of  $\pm 2\text{ppm}/^{\circ}\text{C}$  contact us
- Customized printing option on resistors
- No MOQ, we can supply just 1 pc.

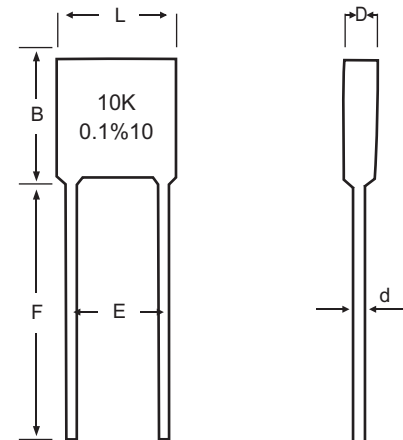
### DIMENSIONS :

PHOTO	TYPE	POWER RATING	LEAD PITCH	MAXIMUM WORKING VOLTAGE	RESISTOR RANGE	DIMENSIONS IN MM					
						L	B	D	E	F	d
	AA	1/4W	5.08mm 0.2"	350V	1R to 1M	7.5 $\pm 0.2$	8.3 $\pm 0.2$	2.8 $\pm 0.2$	5.08 $\pm 0.2$	25 $\pm 2$	0.6 $\pm 0.5$

3.81mm (0.15") Lead pitch available on request

### MARKING

The resistors are marked with value, tolerance and TCR for easy identification. Any customer code can be printed on resistor depending on the space. Temperature printed for RTD simulator resistors.



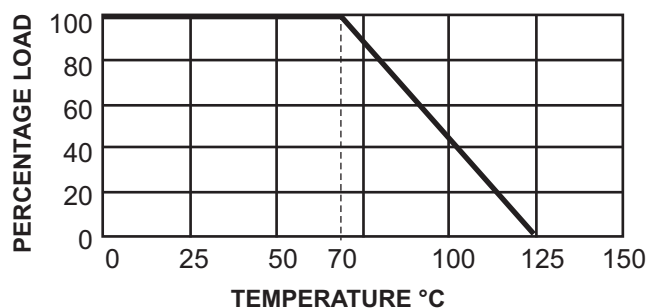
### ORDERING INFORMATION:

$1/4\text{ W}$	AA	10K	0.1 %	10 ppm/ $^{\circ}\text{C}$
Wattage	Series	Value	Tolerance	TCR

## STANDARD TESTING PROCEDURE FOR 100% OF OUR RESISTORS

1. Short time Overload in which 2.5 times the rated voltage (6.25 X rated power) or maximum rated overload voltage is applied for 5 seconds
2. TCR measurement done at +25°C and +75°C
3. Ageing at rated voltage done for 0.1% and 0.05% resistors to improve stability
4. Tolerance measurement on 7½ DMM at +25°C ± 2°C
5. Visual and mechanical inspection

## DERATING CURVE:



## PERFORMANCE:

Parameters	Specifications	Test Conditions
Operating Temperature Range	-55°C to +125°C	
Insulation Resistance	10,000M Ω	Apply 500 Vdc for 1 minute
Temperature Cycling	+/-0.05%	-55°C 30min, +125°C 30min, 5 cycles
Damp Heat	+/-0.1%	40 ± 2°C, 90-95%RH, DC 0.1W, 1,000 hours
Short Time Overload	+/- 0.05%	2.5 times the Rated Voltage or Max. Overload Voltage whichever is lower for 5 seconds
Load Life	+/-0.1%	Rated Power at 70°C, 90min ON, 30min OFF 1000 hours
Soldering Heat	+/- 0.03%	350°C, 3 seconds
Moisture Resistance	+/-0.1%	+65°C to -10°C, 90-100%RH, Rated Voltage, 10 cycles (240 hrs)
Solvent Test	No damage	IPA test
Solderability	Min. 95% coverage	235°C, 2 seconds
Noise	< -43dB	
Shelf Life Stability	+/- 0.03%	One year at 25°C

Reference Standards : MIL-STD-202, JSS 50401  
MIL-PRF-SS342

All product's, product specifications and other data are subject to change without notice.

# INTRON

## Integrated Electronics Technology Pvt. Ltd.

A -218, Road No. 16/V, Wagle Industrial Area, Thane 400 604. India  
Tel: +91 22 25821053 Fax: +91 22 25822162  
email: sales@intronresistors.com

[www.intronresistors.com](http://www.intronresistors.com)